

SHARE FACTS ABOUT COVID-19

Know the facts about coronavirus disease 2019 (COVID-19) and help stop the spread of rumors.

FACT 1

Diseases can make anyone sick regardless of their race or ethnicity.

Fear and anxiety about COVID-19 can cause people to avoid or reject others even though they are not at risk for spreading the virus.

FACT 2

For most people, the immediate risk of becoming seriously ill from the virus that causes COVID-19 is thought to be low.

Older adults and people of any age who have serious underlying medical conditions may be at higher risk for more serious complications from COVID-19.

FACT 3

Someone who has completed quarantine or has been released from isolation does not pose a risk of infection to other people.

For up-to-date information, visit CDC's coronavirus disease 2019 web page.

FACT 4

There are simple things you can do to help keep yourself and others healthy.

- Wash your hands often with soap and water for at least 20 seconds, especially after blowing your nose, coughing, or sneezing; going to the bathroom; and before eating or preparing food.
- Avoid touching your eyes, nose, and mouth with unwashed hands.
- Stay home when you are sick.
- Cover your cough or sneeze with a tissue, then throw the tissue in the trash.

FACT 5

You can help stop COVID-19 by knowing the signs and symptoms:

- Fever
- Cough
- Shortness of breath

Seek medical advice if you

- Develop symptoms

AND

- Have been in close contact with a person known to have COVID-19 or if you live in or have recently been in an area with ongoing spread of COVID-19.



What you need to know about coronavirus disease 2019 (COVID-19)

What is coronavirus disease 2019 (COVID-19)?

Coronavirus disease 2019 (COVID-19) is a respiratory illness that can spread from person to person. The virus that causes COVID-19 is a novel coronavirus that was first identified during an investigation into an outbreak in Wuhan, China.

Can people in the U.S. get COVID-19?

Yes. COVID-19 is spreading from person to person in parts of the United States. Risk of infection with COVID-19 is higher for people who are close contacts of someone known to have COVID-19, for example healthcare workers, or household members. Other people at higher risk for infection are those who live in or have recently been in an area with ongoing spread of COVID-19. Learn more about places with ongoing spread at <https://www.cdc.gov/coronavirus/2019-ncov/about/transmission.html#geographic>.

Have there been cases of COVID-19 in the U.S.?

Yes. The first case of COVID-19 in the United States was reported on January 21, 2020. The current count of cases of COVID-19 in the United States is available on CDC's webpage at <https://www.cdc.gov/coronavirus/2019-ncov/cases-in-us.html>.

How does COVID-19 spread?

The virus that causes COVID-19 probably emerged from an animal source, but is now spreading from person to person. The virus is thought to spread mainly between people who are in close contact with one another (within about 6 feet) through respiratory droplets produced when an infected person coughs or sneezes. It also may be possible that a person can get COVID-19 by touching a surface or object that has the virus on it and then touching their own mouth, nose, or possibly their eyes, but this is not thought to be the main way the virus spreads. Learn what is known about the spread of newly emerged coronaviruses at <https://www.cdc.gov/coronavirus/2019-ncov/about/transmission.html>.

What are the symptoms of COVID-19?

Patients with COVID-19 have had mild to severe respiratory illness with symptoms of

- fever
- cough
- shortness of breath

What are severe complications from this virus?

Some patients have pneumonia in both lungs, multi-organ failure and in some cases death.

How can I help protect myself?

People can help protect themselves from respiratory illness with everyday preventive actions.

- Avoid close contact with people who are sick.
- Avoid touching your eyes, nose, and mouth with unwashed hands.
- Wash your hands often with soap and water for at least 20 seconds. Use an alcohol-based hand sanitizer that contains at least 60% alcohol if soap and water are not available.

If you are sick, to keep from spreading respiratory illness to others, you should

- Stay home when you are sick.
- Cover your cough or sneeze with a tissue, then throw the tissue in the trash.
- Clean and disinfect frequently touched objects and surfaces.

What should I do if I recently traveled from an area with ongoing spread of COVID-19?

If you have traveled from an affected area, there may be restrictions on your movements for up to 2 weeks. If you develop symptoms during that period (fever, cough, trouble breathing), seek medical advice. Call the office of your health care provider before you go, and tell them about your travel and your symptoms. They will give you instructions on how to get care without exposing other people to your illness. While sick, avoid contact with people, don't go out and delay any travel to reduce the possibility of spreading illness to others.

Is there a vaccine?

There is currently no vaccine to protect against COVID-19. The best way to prevent infection is to take everyday preventive actions, like avoiding close contact with people who are sick and washing your hands often.

Is there a treatment?

There is no specific antiviral treatment for COVID-19. People with COVID-19 can seek medical care to help relieve symptoms.



cdc.gov/COVID19

SYMPTOMS OF CORONAVIRUS DISEASE 2019

Patients with COVID-19 have experienced mild to severe respiratory illness.

Symptoms* can include

FEVER



COUGH



***Symptoms may appear 2-14 days after exposure.**

Seek medical advice if you develop symptoms, and have been in close contact with a person known to have COVID-19 or if you live in or have recently been in an area with ongoing spread of COVID-19.

SHORTNESS OF BREATH



cdc.gov/COVID19-symptoms



Feeling Sick?


Stay home when you are sick!

If you feel unwell or have the following symptoms
please leave the building and contact your health care provider.
Then follow-up with your supervisor.

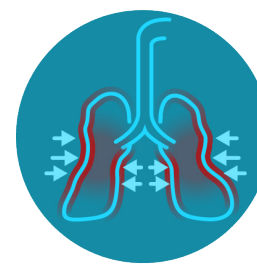
DO NOT ENTER if you have:



FEVER



COUGH



**SHORTNESS
OF BREATH**



cdc.gov/CORONAVIRUS

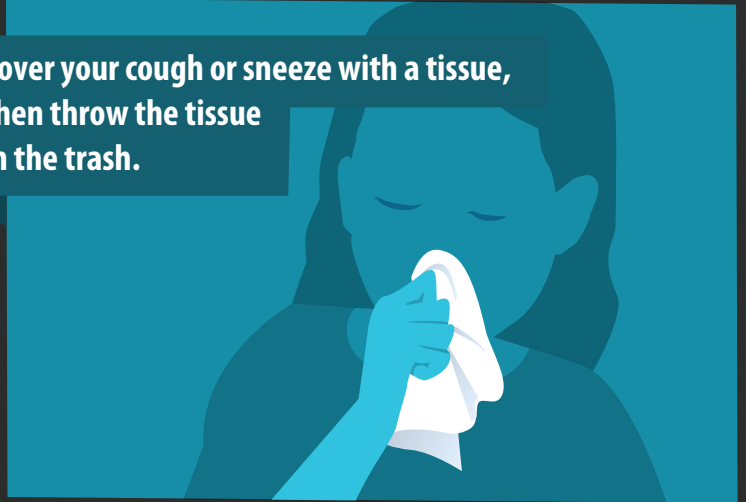
STOP THE SPREAD OF GERMS

Help prevent the spread of respiratory diseases like COVID-19.

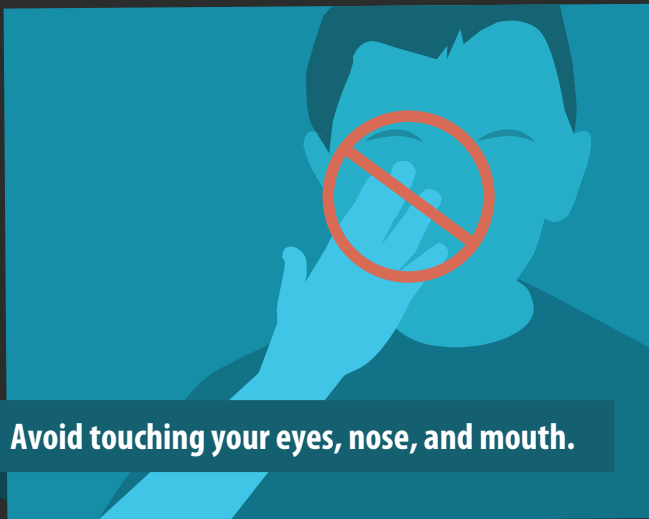
Avoid close contact with people who are sick.



Cover your cough or sneeze with a tissue, then throw the tissue in the trash.



Avoid touching your eyes, nose, and mouth.



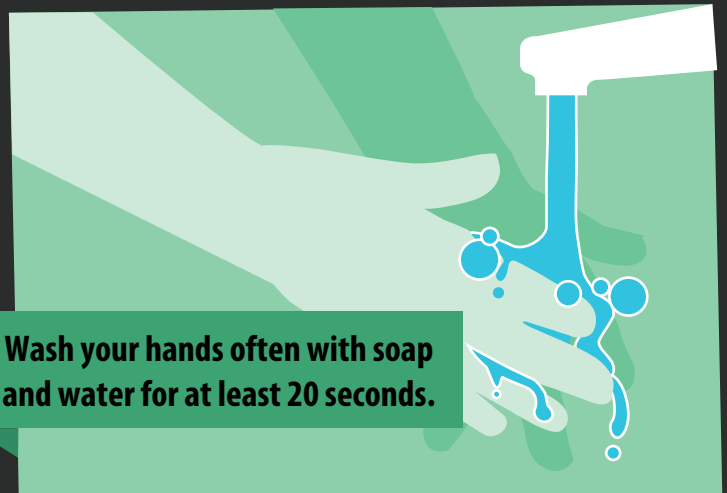
Clean and disinfect frequently touched objects and surfaces.



Stay home when you are sick, except to get medical care.



Wash your hands often with soap and water for at least 20 seconds.



cdc.gov/COVID19

Steps to help prevent the spread of COVID-19 if you are sick

FOLLOW THE STEPS BELOW: If you are sick with COVID-19 or think you might have it, follow the steps below to help protect other people in your home and community.

Stay home except to get medical care

- **Stay home:** People who are mildly ill with COVID-19 are able to recover at home. Do not leave, except to get medical care. Do not visit public areas.
- **Stay in touch with your doctor.** Call before you get medical care. Be sure to get care if you feel worse or you think it is an emergency.
- **Avoid public transportation:** Avoid using public transportation, ride-sharing, or taxis.



Separate yourself from other people in your home, this is known as home isolation

- **Stay away from others:** As much as possible, you should stay in a specific “sick room” and away from other people in your home. Use a separate bathroom, if available.
- **Limit contact with pets & animals:** You should restrict contact with pets and other animals, just like you would around other people.
 - Although there have not been reports of pets or other animals becoming sick with COVID-19, it is still recommended that people with the virus limit contact with animals until more information is known.
 - When possible, have another member of your household care for your animals while you are sick with COVID-19. If you must care for your pet or be around animals while you are sick, wash your hands before and after you interact with them. See COVID-19 and Animals for more information.



Call ahead before visiting your doctor

- **Call ahead:** If you have a medical appointment, call your doctor’s office or emergency department, and tell them you have or may have COVID-19. This will help the office protect themselves and other patients.



Wear a facemask if you are sick

- **If you are sick:** You should wear a facemask when you are around other people and before you enter a healthcare provider’s office.
- **If you are caring for others:** If the person who is sick is not able to wear a facemask (for example, because it causes trouble breathing), then people who live in the home should stay in a different room. When caregivers enter the room of the sick person, they should wear a facemask. Visitors, other than caregivers, are not recommended.



Cover your coughs and sneezes

- **Cover:** Cover your mouth and nose with a tissue when you cough or sneeze.
- **Dispose:** Throw used tissues in a lined trash can.
- **Wash hands:** Immediately wash your hands with soap and water for at least 20 seconds. If soap and water are not available, clean your hands with an alcohol-based hand sanitizer that contains at least 60% alcohol.



Clean your hands often

- **Wash hands:** Wash your hands often with soap and water for at least 20 seconds. This is especially important after blowing your nose, coughing, or sneezing; going to the bathroom; and before eating or preparing food.
- **Hand sanitizer:** If soap and water are not available, use an alcohol-based hand sanitizer with at least 60% alcohol, covering all surfaces of your hands and rubbing them together until they feel dry.
- **Soap and water:** Soap and water are the best option, especially if hands are visibly dirty.
- **Avoid touching:** Avoid touching your eyes, nose, and mouth with unwashed hands.



Avoid sharing personal household items

- **Do not share:** Do not share dishes, drinking glasses, cups, eating utensils, towels, or bedding with other people in your home.



cdc.gov/COVID19

- **Wash thoroughly after use:** After using these items, wash them thoroughly with soap and water or put in the dishwasher.

Clean all “high-touch” surfaces everyday

Clean high-touch surfaces in your isolation area (“sick room” and bathroom) every day; let a caregiver clean and disinfect high-touch surfaces in other areas of the home.



- **Clean and disinfect:** Routinely clean high-touch surfaces in your “sick room” and bathroom. Let someone else clean and disinfect surfaces in common areas, but not your bedroom and bathroom.
 - If a caregiver or other person needs to clean and disinfect a sick person’s bedroom or bathroom, they should do so on an as-needed basis. The caregiver/other person should wear a mask and wait as long as possible after the sick person has used the bathroom.
- High-touch surfaces include phones, remote controls, counters, tabletops, doorknobs, bathroom fixtures, toilets, keyboards, tablets, and bedside tables.
- **Clean and disinfect areas that may have blood, stool, or body fluids on them.**
- **Household cleaners and disinfectants:** Clean the area or item with soap and water or another detergent if it is dirty. Then, use a household disinfectant.
 - Be sure to follow the instructions on the label to ensure safe and effective use of the product. Many products recommend keeping the surface wet for several minutes to ensure germs are killed. Many also recommend precautions such as wearing gloves and making sure you have good ventilation during use of the product.
 - Most EPA-registered household disinfectants should be effective. A full list of disinfectants can be found [here](#).

Monitor your symptoms

- **Seek medical attention, but call first:** Seek medical care right away if your illness is worsening (for example, if you have difficulty breathing).
 - **Call your doctor before going in:** Before going to the doctor’s office or emergency room, call ahead and tell them your symptoms. They will tell you what to do.
- **Wear a facemask:** If possible, put on a facemask before you enter the building. If you can’t put on a facemask, try to keep a safe distance from other people (at least 6 feet away). This will help protect the people in the office or waiting room.
- **Follow care instructions from your healthcare provider and local health department:** Your local health authorities will give instructions on checking your symptoms and reporting information.



If you develop **emergency warning signs** for COVID-19 get **medical attention immediately**.

Emergency warning signs include*:

- Difficulty breathing or shortness of breath
- Persistent pain or pressure in the chest
- New confusion or inability to arouse
- Bluish lips or face

*This list is not all inclusive. Please consult your medical provider for any other symptoms that are severe or concerning.

Call 911 if you have a medical emergency: If you have a medical emergency and need to call 911, notify the operator that you have or think you might have, COVID-19. If possible, put on a facemask before medical help arrives.

How to discontinue home isolation

- People **with COVID-19 who have stayed home (home isolated)** can stop home isolation under the following conditions:
 - **If you will not have a test** to determine if you are still contagious, you can leave home after these three things have happened:
 - You have had no fever for at least 72 hours (that is three full days of no fever without the use medicine that reduces fevers) AND
 - other symptoms have improved (for example, when your cough or shortness of breath have improved) AND
 - at least 7 days have passed since your symptoms first appeared
 - **If you will be tested** to determine if you are still contagious, you can leave home after these three things have happened:
 - You no longer have a fever (without the use medicine that reduces fevers) AND
 - other symptoms have improved (for example, when your cough or shortness of breath have improved) AND
 - you received two negative tests in a row, 24 hours apart. Your doctor will follow CDC guidelines.



In all cases, follow the guidance of your healthcare provider and local health department. The decision to stop home isolation should be made in consultation with your healthcare provider and state and local health departments. Local decisions depend on local circumstances.

More information is available [here](#).

Additional information for healthcare providers: [Interim Healthcare Infection Prevention and Control Recommendations for Persons Under Investigation for 2019 Novel Coronavirus](#).

10 ways to manage respiratory symptoms at home

If you have fever, cough, or shortness of breath, call your healthcare provider. They may tell you to manage your care from home. Follow these tips:

- 1. Stay home** from work, school, and away from other public places. If you must go out, avoid using any kind of public transportation, ridesharing, or taxis.



- 2. Monitor your symptoms** carefully. If your symptoms get worse, call your healthcare provider immediately.



- 3. Get rest and stay hydrated.**




- 4.** If you have a medical appointment, **call the healthcare provider** ahead of time and tell them that you have or may have COVID-19.



- 5.** For medical emergencies, call 911 and **notify the dispatch personnel** that you have or may have COVID-19.



- 6. Cover your cough and sneezes.**



- 7. Wash your hands often** with soap and water for at least 20 seconds or clean your hands with an alcohol-based hand sanitizer that contains at least 60% alcohol.




- 8.** As much as possible, **stay** in a specific room and **away from other people** in your home. Also, you should use a separate bathroom, if available. If you need to be around other people in or outside of the home, wear a facemask.



- 9. Avoid sharing personal items** with other people in your household, like dishes, towels, and bedding.



- 10. Clean all surfaces** that are touched often, like counters, tabletops, and doorknobs. Use household cleaning sprays or wipes according to the label instructions.



For more information: www.cdc.gov/COVID19



Hands
that look
clean can still
have icky
germs!

Wash YOUR HANDS!



U.S. Department of
Health and Human Services
Centers for Disease
Control and Prevention

Cleaning And Disinfecting Your Home

Everyday Steps and Extra Steps When Someone Is Sick

How to clean and disinfect



alert icon Wear disposable gloves to clean and disinfect.

Clean

- **Clean surfaces using soap and water.** Practice routine cleaning of frequently touched surfaces.

High touch surfaces include:

Tables, doorknobs, light switches, countertops, handles, desks, phones, keyboards, toilets, faucets, sinks, etc.



Disinfect

- Clean the area or item with soap and water or another detergent if it is dirty. Then, use a household disinfectant.
- **Recommend use of [EPA-registered household disinfectant](#)**[external icon](#).
Follow the instructions on the label to ensure safe and effective use of the product.
Many products recommend:
 - Keeping surface wet for a period of time (see product label)
 - Precautions such as wearing gloves and making sure you have good ventilation during use of the product.
- **Diluted household bleach solutions may also be used** if appropriate for the surface. Check to ensure the product is not past its expiration date. Unexpired household bleach will be effective against coronaviruses when properly diluted.
Follow manufacturer's instructions for application and proper ventilation. Never mix household bleach with ammonia or any other cleanser.
Leave solution on the surface for at least 1 minute
To make a bleach solution, mix:
 - 5 tablespoons (1/3rd cup) bleach per gallon of water
OR
 - 4 teaspoons bleach per quart of water
- **Alcohol solutions with at least 70% alcohol.**

[Detailed disinfection guidance](#)



Soft surfaces

For soft surfaces such as **carpeted floor, rugs, and drapes**

- **Clean the surface using soap and water** or with cleaners appropriate for use on these surfaces.
- **Launder items** (if possible) according to the manufacturer's instructions. Use the warmest appropriate water setting and dry items completely.

OR

- **Disinfect with an EPA-registered household disinfectant.** [These disinfectantsexternal icon](#) meet EPA's criteria for use against COVID-19.



Electronics

For electronics, such as **tablets, touch screens, keyboards, and remote controls.**

- Consider putting a **wipeable cover** on electronics
- Follow **manufacturer's instruction** for cleaning and disinfecting
 - If no guidance, use alcohol-based wipes or sprays containing at least 70% alcohol.
Dry surface thoroughly.



Laundry

For clothing, towels, linens and other items

- **Wear disposable gloves.**
- **Wash hands with soap and water** as soon as you remove the gloves.
- **Do not shake** dirty laundry.
- Launder items according to the manufacturer's instructions. Use the **warmest appropriate water setting** and dry items completely.
- Dirty laundry from a sick person **can be washed with other people's items.**
- Clean and **disinfect clothes hampers** according to guidance above for surfaces.



Clean hands often

- **Wash your hands often** with soap and water for 20 seconds.
 - Always wash immediately after removing gloves and after contact with a sick person.
- **Hand sanitizer:** If soap and water are not readily available and hands are not visibly dirty, use a hand sanitizer that contains at least 60% alcohol. However, if hands are visibly dirty, always wash hands with soap and water.
- **Additional key times to clean hands** include:
 - After blowing one's nose, coughing, or sneezing
 - After using the restroom
 - Before eating or preparing food
 - After contact with animals or pets
 - Before and after providing routine care for another person who needs assistance (e.g. a child)
- **Avoid touching** your eyes, nose, and mouth with unwashed hands.

When Someone is Sick



Bedroom and Bathroom

Keep **separate bedroom and bathroom for sick person** (if possible)

- The sick person should stay separated from other people in the home (as much as possible).
- **If you have a separate bedroom and bathroom:** Reduce cleaning to as-needed (e.g. soiled items and surfaces) to minimize the amount of contact with the sick person.
 - Caregivers can **provide personal cleaning supplies** to the sick person (if appropriate). Supplies include tissues, paper towels, cleaners, and [EPA-registered disinfectant](#)^{external icon}.
- **If shared bathroom:** Clean and disinfect after each use by the sick person. If this is not possible, the caregiver should wait as long as possible before cleaning and disinfecting.
- See [precautions for household members and caregivers](#) for more information.



Food

- **Stay separated:** The sick person should eat (or be fed) in their room if possible.
- **Wash dishes and utensils using gloves and hot water:** Handle any non-disposable used food service items with gloves and wash with hot water or in a dishwasher.

[Clean hands](#) after handling used food service items.



Trash

- **Dedicated, lined trash can:** If possible, dedicate a lined trash can for the sick person. Use gloves when removing garbage bags, and handling and disposing of trash. Wash hands afterwards.

[Detailed disinfection guidance](#)